










































GOING GLOBAL

International mutual funds, which invest overseas, and their brethren, global mutual funds, which combine both U.S. and foreign stocks, constitute only 16% of total mutual fund assets¹. This means many investors do not have exposure to the growth potential of stocks outside of the United States. Consider the following factors:

- Two-thirds of the world's investment opportunities lie outside of the United States
- The U.S. represents only 15% of the world's total gross domestic product (GDP)²
- In 2019, 129 countries ranked ahead of the U.S. for GDP real growth rate²

The table below compares the calendar year performance of Global versus U.S. stocks over the last 20 calendar years. There is a clear benefit to owning global stocks and investors should consider adding them to further diversify their portfolios.

Comparison of Global versus U.S. Stocks--- Calendar Year Returns 2001 to 2020 (Source: Mellon Analytical Solutions, Inc. July 2021)

2001	2002	2003	2004	2005	2006	2007	2008	2009	2010	2011	2012	2013	2014	2015	2016	2017	2018	2019	2020
 -11.89	 -19.32	 34.01	 15.24	 10.84	 20.95	 11.65	 -37.00	 34.63	 15.06	 2.11	 16.12	 32.39	 13.69	 1.38	 11.96	 23.96	 -4.38	 31.49	 18.40
 -16.21	 -22.10	 28.68	 10.88	 4.91	 15.79	 5.49	 -42.21	 26.46	 12.67	 -7.36	 16.00	 22.84	 4.15	 -2.36	 7.86	 21.83	 -9.41	 26.60	 16.27

Global stocks outperformed U.S. stocks in 9 of the 20 calendar years from 2001 to 2020.

Sources: ¹ Morningstar, January 2021 ² *The World Factbook*, Central Intelligence Agency, January 2017

Past performance does not guarantee future results. The performance data does not represent fund performance and should not be considered representative of fund performance. U.S. Stocks are represented by the S&P 500[®] Index, a capitalization weighted unmanaged index of 500 widely traded stocks, created by Standard & Poor's. The index is considered to represent the performance of the stock market in general. Global Stocks are represented by the MSCI All Country World Index is a broad global equity index that is designed to track broad global equity-market performance. Maintained by Morgan Stanley Capital International (MSCI), the index is comprised of the stocks of about 3,000 companies from 23 developed countries and 26 emerging markets. Indexes do not incur fees and it is not possible to invest directly in an index.



GOING GLOBAL

Schwartz Investment Counsel, Inc., a registered investment adviser established in 1980, serves as investment adviser for Ave Maria Mutual Funds and invests only in securities that meet the Funds' investment and religious requirements. The returns may be lower or higher than if decisions were based solely on investment considerations. The method of security selection may or may not be successful and the Funds may underperform or outperform the stock market as a whole. All mutual funds are subject to market risk, including possible loss of principal. Investments in foreign securities and securities issued by U.S. entities with substantial foreign operations can involve additional risks relating to political, economic or regulatory conditions in foreign countries. These risks include less stringent investor protection and disclosure standards of some foreign markets, fluctuations in foreign currencies, and withholding or other taxes.

Request a prospectus, which includes investment objectives, risks, fees, expenses and other information that you should read and consider carefully before investing. The prospectus can be obtained by calling 1-866-283-6274 or it can be viewed at www.avemariafunds.com. Distributed by Ultimus Fund Distributors, LLC.



AVE MARIA
MUTUAL FUNDS

1-866-AVE-MARIA (1-866-283-6274)

avemariafunds.com

400-12-011522 / 13168697-UFD-7/13/2021